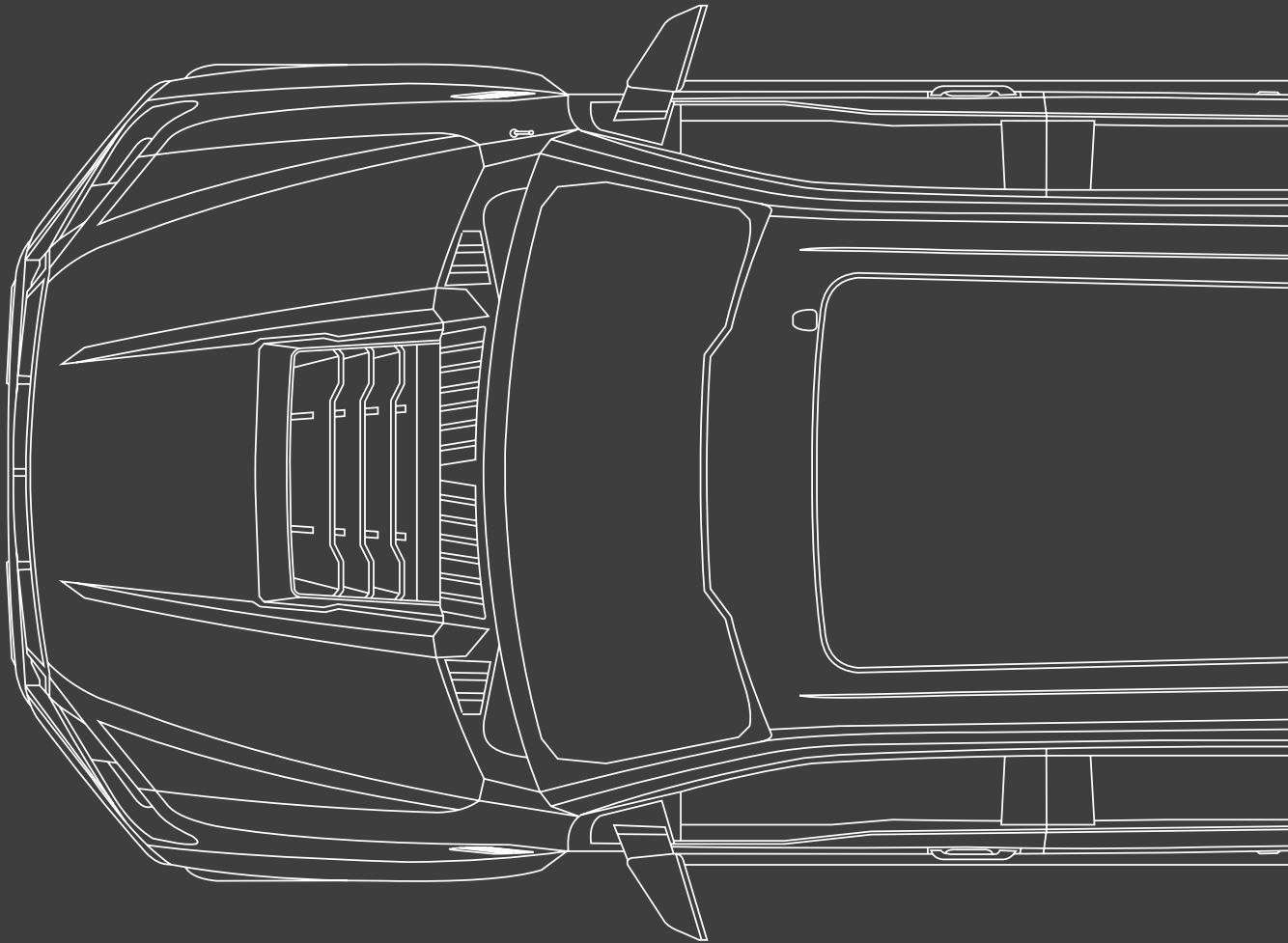


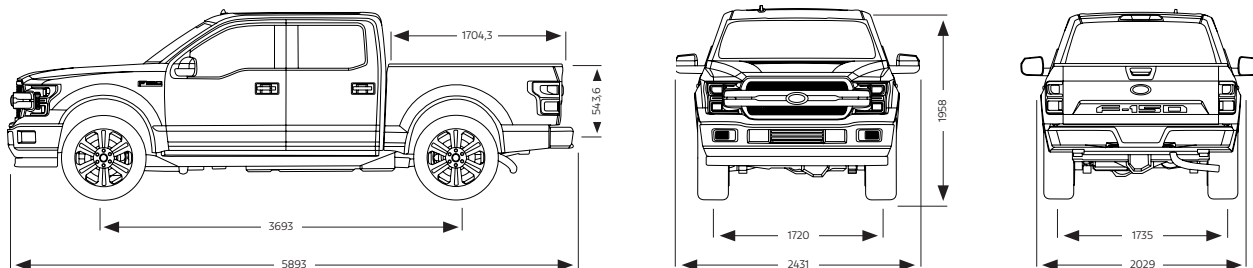
Technical Specifications

2025 FORD F-150

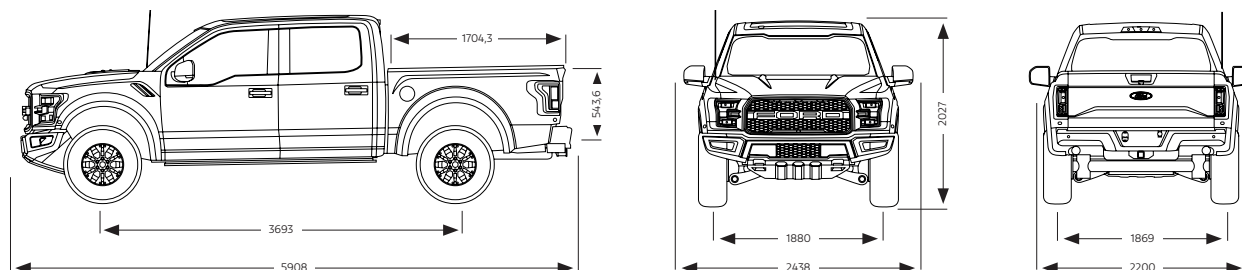


Dimensions

Lariat 5.0L V8 Supercrew 5.5-ft box / Lariat 3.5L FHEV Powerboost Hybrid Supercrew 5.5-ft box



Raptor 3.5L High-Output Ecoboost Supercrew 5.5-ft box w/ 35" tire



Exterior Dimensions (mm)

	Lariat	Raptor
Wheelbase	3693	3693
Overall length	5893	5908
Cab height	1958	2027
Width - Excluding mirrors	2029	2200
Width - Including standard mirrors	2431	2438
Width - Standard Mirrors folded	2123	
Width - Including trailer tow mirrors	2690	
Width - Trailer tow mirrors folded	2167	
Track width - Front	1725	1880
Track width - Rear	1735	1869
Overhang - Front	950	
Overhang - Rear	1250	
Angle of approach	24,2°	31°
Angle of departure	21°	23,9°
Ramp breakover angle	20,0°	22,7°
Ground clearance	249	305
Open tailgate to ground	886	940
Front bumper to back of cab	3952	

Dimensions

Interior Dimensions (mm)	Supercrew
Seating	Five
Front headroom	1036
Front leg room (max)	1113
Front shoulder room	1694
Front hip room	1588
Rear head room	1026
Rear leg room (max)	1107
Rear shoulder room	1676
Rear hip room	1590

Pick-up Box Dimensions (mm)	5.5-ft box
Inside Length	1704,3
Inside Height	543,6
Width between wheelhouses	1285,2
Rear opening width	1531,6
Max. Load Width (at floor)	1656,1
Cargo Volume	1495 L

Body	
Construction	Fully boxed, high-strength steel frame. High-strength, military-grade, aluminum alloy body
Body Style	Body on frame, SuperCrew

Fuel Economy & Emissions

Engine	Lariat 5.0L V8	Lariat 3.5L FHEV	Raptor 3.5L EcoBoost
Calculated combined consumption (l/100km)*	14,36	10,16	14,78
Co2 (g/km)*	342	242	352

*Emission and consumption values for imported American vehicles to Europe are derived based on ECE R0183, in line with U.S. EPA and California standards as stipulated by ECE 692/2008 and 183/2011. Values are regulatory calculations and may not represent real-world conditions.

Weights & Capacities

Engine (kg)	Lariat 5.0L V8	Lariat 3.5L FHEV	Raptor 3.5L EcoBoost
Gross vehicle weight rating	3 198	3 334	3 266
Curb Weight	2 303	2 577	2 577
Towing and payload (kg)			
Max payload	895	756	646
Max Towing (BE)	3 500	3 500	3 500
Axle Weight (kg)			
Axle weight Front	1350	1476	1481
Axle weight Back	878	1027	1109

The specifications given are for the vehicles as they leave the factory. Fitted equipment increases the kerb weight and reduces the maximum payload weight accordingly.

Note that the data for dimensions and weight may vary slightly due to tolerance and production variations.

Hedin US Motor AB reserves the right to change specifications and equipment without prior notice. Specifications and equipment may vary depending on local conditions and regulations. Contact your dealer for information on changes that may be due to local conditions.

Safety & Control Systems

Standard safety	
ABS/Stability control	Four-Wheel Anti-Lock Brakes, AdvanceTrac®with Roll Stability Control™ (RSC®)
Airbags	Front, Driver and passenger Front, Driver and passenger seat-mounted side Front, Driver and Passenger knee Safety Canopy® side curtains
Chassi Safety	Tire Pressure Monitoring System (TPMS), SOS Post-Crash Alert System™

Steering

Steering	Wheelbase (inch)	Diameter (m)
Turning circle (curb-to-curb)	145,4	14,6

Engine, Drivetrain & Fuel Capacity

Engine	Lariat 5.0L V8	Lariat 3.5L FHEV	Raptor 3.5L EcoBoost
Engine	5.0L PDFI V8	3.5L Powerboost Hybrid	3.5L High-Output Ecoboost
HP (PS)	406 PS	436 PS	456 PS
Torque	555,9 NM	772,8 NM	691,5 NM
Kilowatt	298 kW	321 kW	336 kW
Configuration	Naturally-aspirated 90-degree V8, overhead cams	Twin-turbocharged and intercooled 60-degree V6, overhead cams	High-output 3.5-liter twin-turbocharged, intercooled 60-degree overhead-cam EcoBoost V6
Block/Head Material	Aluminum block, aluminum heads	Aluminum block, aluminum heads	Aluminum block, aluminum heads
Displacement	5.0 L (5 038 cm³)	3.5 L (3 497 cm³)	3.5 L (213 In³)
Bore x Stroke	3.66 inches x 3.65 inches	3.64 inches x 3.41 inches	3.64 inches x 3.41 inches
Compression ratio	12:1	10.5:1	10.5:1
Valvetrain	Roller finger follower	Roller finger follower	DOHC, four valves per cylinder, twin independent variable camshaft timing
Ignition system	Coil on plug	Coil on plug	Distributor-less with coil-on-plug
Fuel delivery	Port fuel injection with direct injection	Port fuel injection with direct injection	Port fuel injection with direct injection
Engine control system	Electronic	Electronic	Electronic
Oil service fill volume	7.75 quarts (5W-30 SAE GF6)	6 quarts (5W-30 SAE GF6)	6 quarts
Coolant capacity	12.5 L	14.5 L high temp loop, 6.8 L low temp loop	13.0 L
Transmission	10-Speed SelectShift® Automatic	10-Speed Modular Hybrid Transmission	10-Speed SelectShift® Automatic
Fuel Capacity	136 L	115 L	136 L

Drivetrain

Layout	Front engine, electronically-controlled 4x4 with electronic locking rear differential Front engine full hybrid, electronically-controlled 4x4 with electronic locking rear differential Front engine 3.5L EcoBoost V6, 10R80 Transmission, 2-Speed, Torque-On-Demand® 4x4 with Mechanical Lock, and Electronic-Locking Rear Differential with 4.10 rear-axle
Transfer case	Electronic Shift on the Fly (XLT, Lariat Launch Edition) with Flat Tow Mode 2-Speed Torque on Demand (Lariat, Limited, Raptor) with Flat Tow Mode

Transmission

Configuration	10-Speed SelectShift® Automatic	10-Speed Modular Hybrid Transmission
Gear Ratios		
First	4.696	4.696
Second	2.985	2.985
Third	2.146	2.146
Fourth	1.769	1.769
Fifth	1.520	1.520
Sixth	1.275	1.275
Seventh	1.000	1.000
Eighth	0.854	0.854
Ninth	0.689	0.689
Tenth	0.636	0.636
Reverse	4.866	4.866

Suspension

Suspension	Lariat	Raptor
Front configuration	Independent double-wishbone with coil-over shock and stamped lower control arm	Independent double-wishbone with coil-over shock and cast aluminum lower control arm
Front shock absorber type	Heavy-duty gas-pressurized	High-output, gas-pressurized, electronically controlled, continuously variable compression damping FOX Racing Shox™, 3.1-inch damper, 0.875-inch rod diameter (standard)
Rear configuration	Leaf spring/solid axle	5-link coil with Panhard rod
Rear shock absorber type	Heavy-duty gas-pressurized (standard)	High-output, gas-pressurized, electronically controlled, continuously variable compression damping FOX Racing Shox™, 3.1-inch damper, 0.875-inch rod diameter
Front suspension travel	N/A	14.0-inch (standard)
Rear suspension travel	N/A	15.0-inch (standard)

Brakes

Brakes	Standard	Heavy-Duty
Booster type	Electronically controlled brake boost	Electronically controlled brake boost
Front type	Power anti-lock vented disc	Power anti-lock vented disc
Front rotor/drum diameter/thickness/material	Nitro Tough Iron, 350 mm x 34 mm	Nitro Tough Iron, 350 mm x 34 mm
Front caliper configuration	2 x 51 mm sliding caliper	2 x 51 mm sliding caliper
Front pad material	FER9213	FER9213
Front swept area	51547 mm ²	51547 mm ²
Rear type	Power anti-lock vented disc	Power anti-lock vented disc
Rear rotor/drum diameter	Nitro Tough Iron, 336 x 20 mm	Nitro Tough Iron, 336 x 20 mm
Rear caliper configuration	1 x 54 mm sliding eIPB	1 x 54 mm sliding eIPB
Rear pad material	GA9105	GA9105
Rear swept area	40 998 mm ²	40 998 mm ²
Parking/emergency brake	18.5 kN electronic parking brake	25.5 kN electronic parking brake

Wheels & Tires

Wheels	Lariat	Raptor
Wheel Type	20" 6-spoke Dark Alloy-painted aluminum (64S)	17" Cast aluminum (64B)
Size	275/60R20 115T A/T (T2P)	LT315/70R17 (35") BFGoodrich® All-Terrain T/A® KO2 Tires
Rim Width (in.)	8.5	8.5
Section Width (in.)	11.10	12.5
Static Loaded Radius (in.)	14.75	15.80
Maximum Tire Capacity Load (kg/lbs.)	1215/2679	1150/2535
Maximum Wheel Capacity Load Front/Rear (lbs.)	2,025/2,249	1,900/1,925
Snowflake	M+S	YES and M+S
Speed index	T	T
	Fullsize matching spare wheel and tire	Fullsize matching spare wheel and tire

HEDIN US MOTOR

Vehicles may be shown with optional equipment. Features may be offered only in combination with other options or subject to additional ordering requirements/limitations. Dimensions shown may vary due to optional features and/ or production variability. Information is provided on an "as is" basis and could include technical, typographical or other errors. Ford & Hedin US Motor makes no warranties, representations, or guarantees of any kind, express or implied, including but not limited to, accuracy, currency, or completeness, the operation of the information, materials, content, availability, and products. Hedin US Motor reserves the right to change product specifications, pricing and equipment at any time without incurring obligations.

Fuel consumption (combined): 10.15-16.44 l/100km; CO2 emissions (combined): 242-342 g/km. Consumption and emission figures are calculated according to Regulation (EC) 692/2008 and comply with California Code regulations. Note: values may not fully represent real-world driving conditions.

Published by Hedin US Motor AB. ©2025 Hedin US Motor AB.